

MISSOURI WESTERN STATE UNIVERSITY FOUNDATION

ANNUAL REPORT

2023





The Foundation's

MISSION, VISION & VALUES

Mission

The Missouri Western State University Foundation is a not-for-profit charitable organization that functions solely to support the mission of Missouri Western State University. The Foundation receives, invests, maintains and administers contributed resources; and otherwise acts to further the mission and goals of Missouri Western State University by directing acquired resources to serve the University and its students.

Vision

The Missouri Western State University Foundation will support the continued development of Missouri Western State University by striving to be a foundation of excellence, promoting and facilitating a culture of philanthropy, service, volunteer leadership and exemplary fiduciary responsibility.

Values

- To attract and generate private funds for Missouri Western which will allow it to achieve goals not ordinarily possible with state or other resources. MWSU is increasingly dependent on private funds.
- To enlist the interest, support, and efforts of volunteers in attempts to obtain private funds for Missouri Western. The work of business, industrial, professional, and community leaders is fundamental to successful implementation of a private giving program.
- To provide flexibility in handling, receiving, disbursing, and investing money from private sources. The Foundation is the proper legal vehicle through which private philanthropy can be more easily generated and received at Missouri Western.

**Missouri Western
State University
Foundation**

BOARD OF DIRECTORS 2022-2023

Pat Modlin '88, *Chair*
Jennifer Kneib-Dixon '89, *Vice Chair*
Dennis Rosonke, *Treasurer*
Susan Pettigrew '83, *Secretary*
Bill Grimwood, *Immediate Past Chair*
Elizabeth Kennedy,
University President
Marc Archambault,
*Vice President of Advancement and
Executive Director, MWSU Foundation*

Ashley Albers
Ron Barbosa '80
Maria Burnham '95
Ali Carolus
Wayne Chatham '90
Darrell Jones '88
Kurt Jordan '84
Rodger Karn '98
Mark Korell '10
Lorna Lawrence '85
Todd Michalski '93
Deena Murphy '85
Nicholas Robb
C. Daniel Smith
Edward Stroud
John Wilson
Bob Wollenman '72
Mark Woodbury

FOUNDATION STAFF

Marc Archambault
*Vice President of Advancement and
Executive Director, MWSU Foundation*

M. Michele Chambers '98
Assistant Director and Financial Officer

Susan Leslie '93
Database Specialist

Jenny Sherlock
Executive Administrative Associate

ADVANCEMENT STAFF


Kim Weddle '00
*Executive Director of
Advancement and Alumni Relations*

Jerry Pickman '85
Senior Philanthropy Advisor

Christina McCan
Advancement Officer

Jennifer Vanourney
Development Officer

Kendall Schank '23
Engagement Coordinator



Statement of FINANCIAL POSITION

Year Ended June 30, 2023

Assets	2023	2022	Liabilities & Net Assets	2023	2022
Current Assets			Current Liabilities		
Cash	\$2,284,971	\$2,311,486	Accounts Payable	\$1,287,871	\$792,912
Pledges Receivable, Net - Current Portion	694,420	146,437	Deferred Revenue	164,262	135,259
Pledges Receivable, Net - Gifts-in-Kind	1,735	9,107	TOTAL CURRENT LIABILITIES	\$1,452,133	\$928,171
Notes Receivable, Net - Current Portion	3,741	8,094			
Interest, Dividends, and Other Receivables	76,934	58,374	Net Assets		
Prepaid Expenses	14,128	7,905	Without Donor Restrictions:		
TOTAL CURRENT ASSETS	\$3,075,929	\$2,541,403	General Operating	1,381,017	1,156,276
			Board Designated	3,221,468	3,045,604
Investments			TOTAL WITHOUT DONOR RESTRICTIONS	\$4,602,485	\$4,201,880
Investments	44,539,304	43,027,535			
Mineral Rights	70,918	62,608	With Donor Restrictions:		
Cash Surrender Value of Life Insurance	567,651	551,948	Purpose Restrictions	19,692,537	18,595,247
TOTAL INVESTMENTS	\$45,177,873	\$43,642,091	Time Restrictions	324,758	339,039
			Perpetual in Nature	28,956,189	28,794,999
Fixed Assets			TOTAL WITH DONOR RESTRICTIONS	\$48,973,484	\$47,729,285
Artwork	98,808	98,808	TOTAL NET ASSETS	\$53,575,969	\$51,931,165
Equipment, at Cost	22,140	19,698			
TOTAL FIXED ASSETS	120,948	118,506	TOTAL LIABILITIES AND NET ASSETS	\$55,028,102	\$52,859,336
Less: Accumulated Depreciation	17,831	16,799			
NET FIXED ASSETS	\$103,117	\$101,707			
Other Assets					
Pledges Receivable, Net	459,411	402,376			
Notes Receivable, Net	-	3,653			
Beneficial Interest in Perpetual Trusts	5,104,954	5,061,288			
Other Equity Interests	1,106,818	1,106,818			
TOTAL OTHER ASSETS	\$6,671,183	\$6,574,135			
TOTAL ASSETS	\$55,028,102	\$52,859,336			

The audit of the financial statements for Fiscal Year 2023 was conducted in accordance with generally accepted auditing standards, and the statements have been approved by both the Audit Committee and the Foundation Board of Directors.



Statement of ACTIVITIES & CHANGES IN NET ASSETS

Year Ended June 30, 2023

	2023		2022	
	Without Donor Restrictions	With Donor Restrictions	Total 2023	Total 2022
Revenues, Gains and Other Support				
Contributions	\$390,007	\$1,775,728	\$2,165,735	\$2,049,786
Legacies and Bequests	-	-	-	216
In-Kind Contributions	-	190,477	190,477	318,152
Investment Income	439,336	3,394,325	3,833,661	(6,465,268)
Mineral Rights Royalties	13,110	-	13,110	13,992
Other Income	56,767	1,293,233	1,350,000	1,225,580
Change in Value of Beneficial Interest in Perpetual Trusts	-	43,666	43,666	(963,576)
Net Assets Released from Donor Restrictions:				
Satisfaction of Purpose Restrictions	5,453,230	(5,453,230)	-	-
TOTAL REVENUES, GAINS, AND OTHER SUPPORT	6,352,450	1,244,199	7,596,649	(3,821,118)
Expenses				
Program Services:				
Scholarships	984,772	-	984,772	1,190,916
Allocations	4,325,379	-	4,325,379	3,040,908
TOTAL PROGRAM SERVICES	5,310,151	-	5,310,151	4,231,824
Support Services:				
General and Administrative	459,966	-	459,966	385,670
Fundraising	181,728	-	181,728	190,136
TOTAL SUPPORT SERVICES	641,694	-	641,694	575,806
TOTAL EXPENSES	5,951,845	-	5,951,845	4,807,630
CHANGES IN NET ASSETS	400,605	1,244,199	1,644,804	(8,628,748)
Net Assets - Beginning of Year	4,201,880	47,729,285	51,931,165	60,559,913
NET ASSETS - END OF YEAR	\$4,602,485	\$48,973,484	\$53,575,969	\$51,931,165



Golden Shiner Growth and Physiology

Brandon Johnson, Mack Sorrells, Tadeaja Weakley, Ashley Elias
Department of Biology, Missouri Western State University

Introduction

The golden shiner (*Notemigonus crysoleucas*) is an important bait and forage species in the United States (Stone et al 2016). Golden shiners live in a wide range of environments. They are often found in slow-moving or stagnant waters, since their major food source is plankton. By consuming plankton, golden shiners contribute to the clarity of the water. They are crucial to their habitats as prey for larger predatory fish. They have been brought to many places outside of their natural range because they are used as bait and sometimes released.

With the goal of examining the effects of different water sources on fish growth and physiology, golden shiners were taken from a campus and raised in either water from their native pond or water from another pond.

Methods

- Tank set up
 - Collected pond water from Pond 2 and Pond 4 (Fig 2)
 - Divided the water into six separate cattle tanks (Fig 3)
 - Placed nets over the tanks to protect the fish
- Fish
 - Collected golden shiners from Pond 2 by setting out baited minnow traps (Fig 4)
 - Measured total length, caudal length, and weight of each fish (Fig 5)
 - Divided between the six cattle tanks (five fish per tank)
 - Fed fish the same amount daily (calculated based on body weight)
- Data Collection
 - After four weeks, took final measurements (total length, caudal length, and weight)
 - Measured gut length and determined sex of each fish

Results

Figure 6: Total mass gained by 30 fish raised in six tanks with water from two ponds

Conclusions

Surprisingly, fish grew more in water from a pond than where they were born. Pond 2 has a population of golden shiners, so it was reasonable to think water from Pond 2 would be better for them. There are golden shiners in Pond 4, it is possible numbers are kept low by predation. This would explain why, despite having water that supports more growth, there are fewer golden shiners in Pond 4.

The two ponds differ in several ways. With Pond 2 having lower turtle abundance, lower macroinvertebrate richness, and being larger. By using tanks, we narrowed down the candidates that cause differences in fish characteristics of the water itself, such as pH, conductivity, turbidity, and maybe even invertebrates. We will take additional analyses and data to determine if any of these factors account for the observed differences in fish growth.

We had an equal amount of males and females in treatment, and found that female fish were larger than male fish. However, this was not significant as the

Figure 3: Cattle tanks used for rearing golden shiner

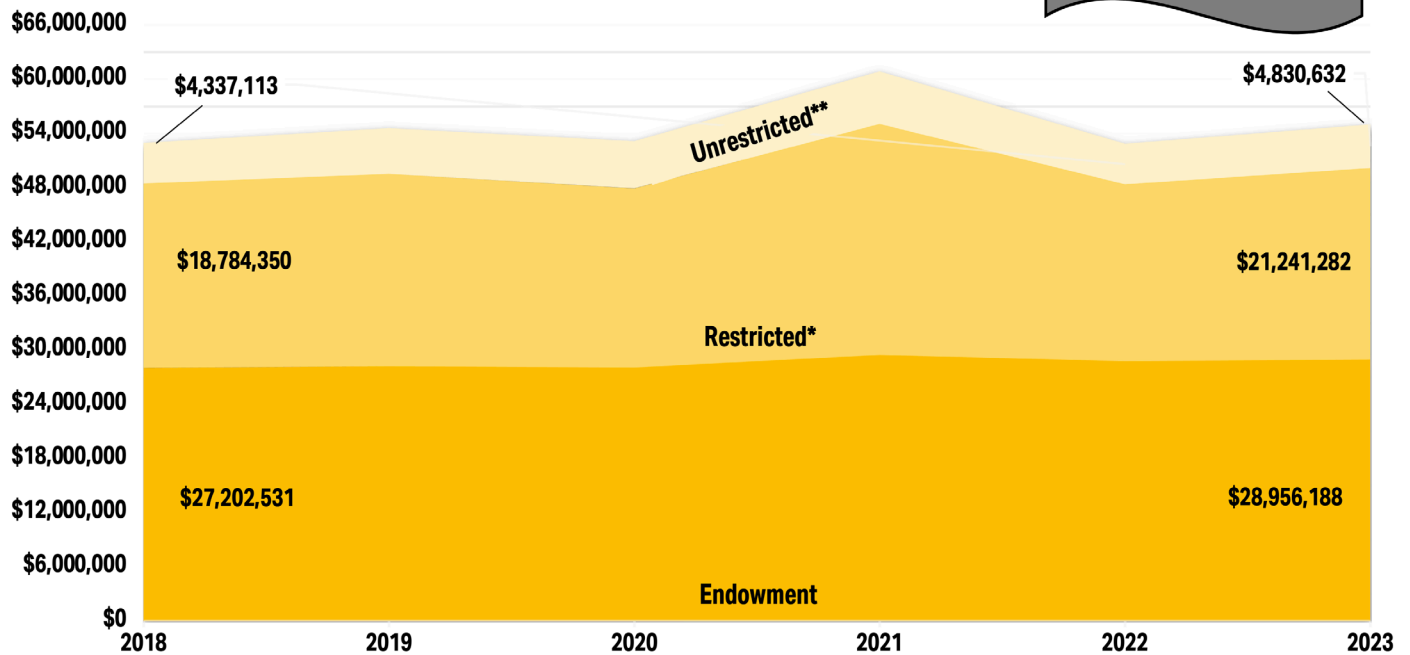
Figure 4: Pond 2 after the baited minnow traps were set to catch golden shiners

Figure 5: measurement of a golden shiner

Financial Update

Growth of Foundation Assets Year Over Year, June 30

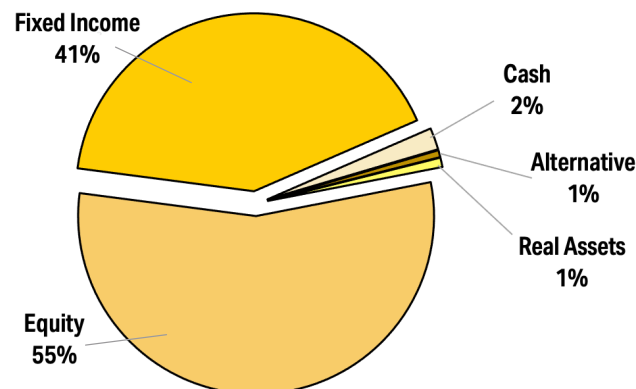
Total \$55,028,102



* Restricted: Asset may only be used for the purpose designated by the donor.

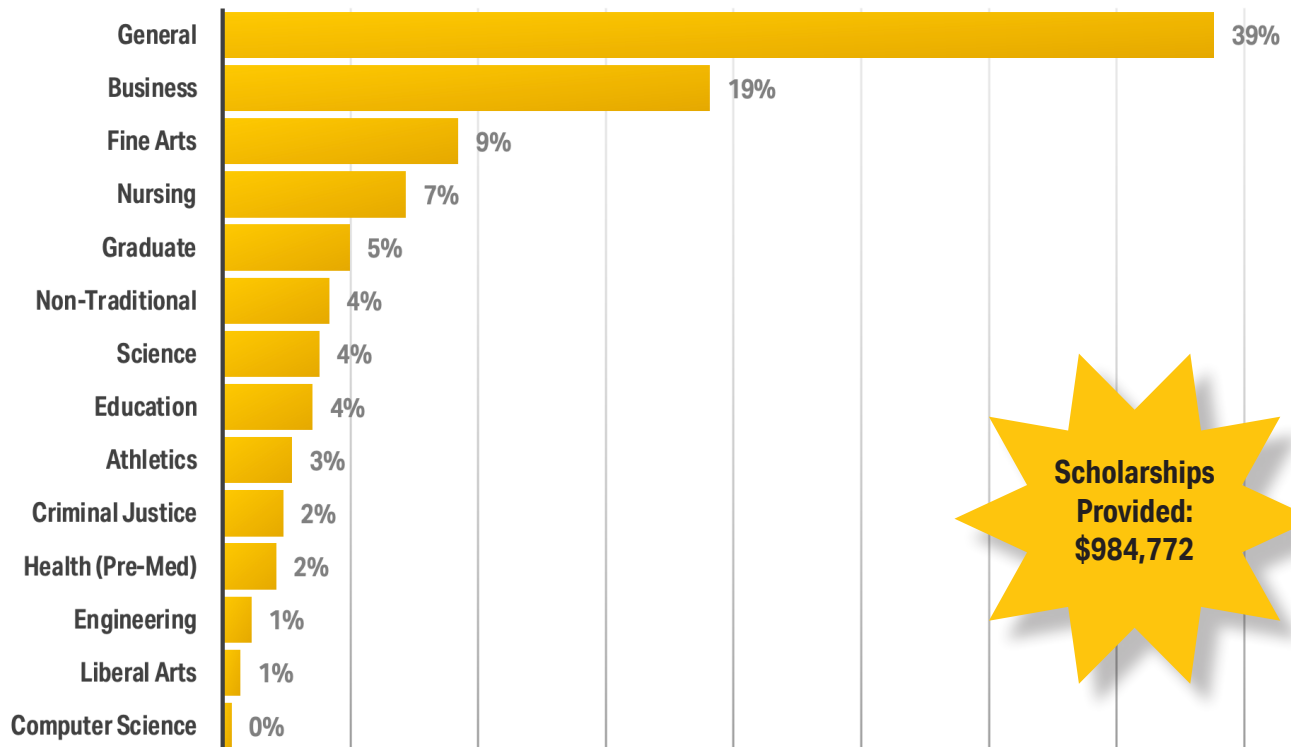
** Unrestricted: Asset may be used for any purpose.

Invested Assets Allocation As of June 30, 2023



Fiscal Year 2023 Stats

Where Foundation Scholarships are Making a Difference



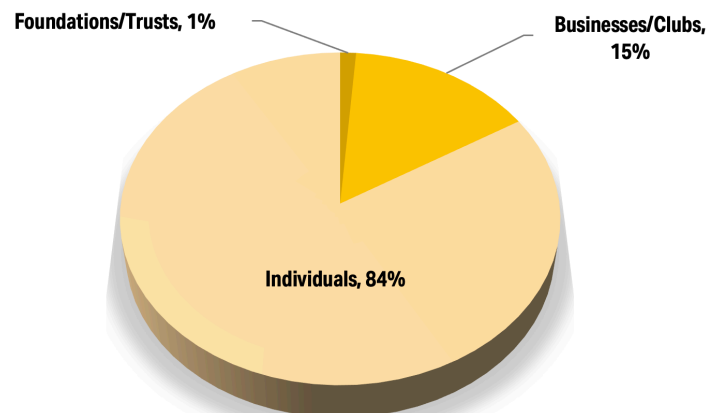
Purpose of Gifts Received



* Restricted: Asset may only be used for the purpose designated by the donor.

** Unrestricted: Asset may be used for any purpose.

Who Gave to the MWSU Foundation



We encourage donors to consider making unrestricted gifts rather than designating their contributions for specific areas or types of students. Because our total pool of available funds is overwhelmingly designated, it requires immense effort on the part of the University administration to piece each fund together like a complex jigsaw puzzle to achieve significant impacts. Unrestricted gifts make maximum impact immediately and benefit more students.



**We gratefully acknowledge the support given by
MWSU alumni, friends, faculty, staff and students.**

This MWSU Foundation report represents its financial standing
as of June 30, 2023, the end of the last fiscal year.

A list of Giving Society members and our Honor Roll of Donors who made gifts between
July 1, 2022, and June 30, 2023, are available on the Foundation website [here](#).



**4525 Downs Drive, Spratt Hall 110
(816) 271-5647
foundation@missouriwestern.edu**