



2020
Annual Report





The Foundation's Mission, Vision and Values

Mission

The Missouri Western State University Foundation is a not-for-profit charitable organization that functions solely to support the mission of Missouri Western State University. The Foundation receives, invests, maintains and administers contributed resources; and otherwise acts to further the mission and goals of Missouri Western State University by directing acquired resources to serve the University and its students.

Vision

The Missouri Western State University Foundation will support the continued development of Missouri Western State University by striving to be a foundation of excellence, promoting and facilitating a culture of philanthropy, service, volunteer leadership and exemplary fiduciary responsibility.

Values

- To attract and generate private funds for Missouri Western which will allow it to achieve goals not ordinarily possible with state or other resources. MWSU is increasingly dependent on private funds.
- To enlist the interest, support, and efforts of volunteers in attempts to obtain private funds for Missouri Western. The work of business, industrial, professional, and community leaders is fundamental to successful implementation of a private giving program.
- To provide flexibility in handling, receiving, disbursing, and investing money from private sources. The Foundation is the proper legal vehicle through which private philanthropy can be more easily generated and received at Missouri Western.



Foundation Staff

Dr. Josh Looney
Interim Executive Director

M. Michele Chambers '98
Assistant Director and Financial Officer

Susan Leslie '93
Database Specialist

Jenny Sherlock
Executive Administrative Associate

Advancement Staff

Kim Weddle '00
Executive Director
Advancement and Alumni Relations

Christina McCan
Advancement Officer

Patti Long
Development Officer

Alicia Otto '20
Administrative Coordinator

Missouri Western State University Foundation

Board of Directors 2020-2021

Bill Grimwood, Chair

Bob Wollenman '72, Vice Chair

Pat Modlin '88, Treasurer

Susan Pettigrew '83, Secretary

Dennis Rosonke, Immediate Past Chair

Elizabeth Kennedy, University Interim President

Josh Looney, Interim Executive Director

Ashley Albers

Mike Basch

Kit Bradley Bowlin

Eric Bruder '93

Susan Campbell '01

Ali Carolus

Wayne Chatham '90

Jennifer Dixon '89

Jason Grayson '98

Darrell Jones '88

Rodger Karn '98

Grace Link '92

Todd Michalski '93

Brent Porlier '82

Tom Richmond

Blake Schreck '78

Edward Stroud

Tom Tewell

Matt Thrasher '95

Lee Tieman

Greg VerMulm '89

John Wilson

Statements of Financial Position

June 30, 2020 and 2019

Assets	2020	2019	Liabilities & Net Assets	2020	2019
CURRENT ASSETS			CURRENT LIABILITIES		
Cash	\$1,376,582	\$1,151,892	Accounts Payable	\$137,130	\$230,924
Pledges Receivable, Net - Current Portion	375,890	1,546,219	Agency Funds	2,000	2,000
Pledges Receivable, Net - Gifts-in-Kind	42,404	45,680	Deferred Revenue	223,795	252,504
Notes Receivable, Net - Current Portion	12,513	4,663	TOTAL CURRENT LIABILITIES	362,925	485,428
Interest, Dividends, and Other Receivables	60,025	87,739			
Prepaid Expenses	7,535	35,776	NET ASSETS		
TOTAL CURRENT ASSETS	1,874,949	2,871,969	Without Donor Restrictions:		
			General Operating	2,437,557	3,126,132
INVESTMENTS			Board Designated	3,597,796	4,050,474
Investments	43,650,824	43,661,914	TOTAL WITHOUT DONOR RESTRICTIONS	6,035,353	7,176,606
Mineral Rights	57,859	79,019			
Cash Surrender Value of Life Insurance	597,687	586,683	With Donor Restrictions:		
TOTAL INVESTMENTS	44,306,370	44,327,616	Purpose Restrictions	18,253,727	18,699,138
			Time Restrictions	417,331	-
FIXED ASSETS			Perpetual in Nature	28,075,375	28,203,419
Artwork	98,808	98,808	TOTAL WITH DONOR RESTRICTIONS	46,746,433	46,902,557
Equipment, at Cost	16,714	16,714			
TOTAL FIXED ASSETS	115,522	115,522	TOTAL NET ASSETS	52,781,786	54,079,163
Less: Accumulated Depreciation	15,807	15,218			
NET FIXED ASSETS	99,715	100,304	TOTAL LIABILITIES AND NET ASSETS	\$53,144,711	\$54,564,591
OTHER ASSETS					
Pledges Receivable, Net	555,401	810,624			
Notes Receivable, Net	21,542	34,323			
Beneficial Interest in Perpetual Trusts	5,179,916	5,419,755			
Other Equity Interests	1,106,818	1,000,000			
TOTAL OTHER ASSETS	6,863,677	7,264,702			
TOTAL ASSETS	\$53,144,711	\$54,564,591			

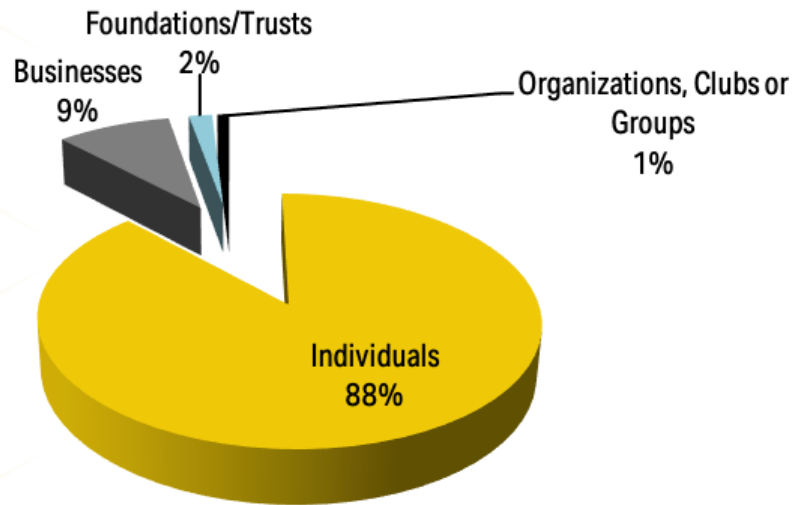
The audits of the financial statements for Fiscal Years 2020 and 2019 were conducted in accordance with generally accepted auditing standards, and the statements have been approved by the Foundation Board of Directors.

Statement of Activities & Changes in Net Assets

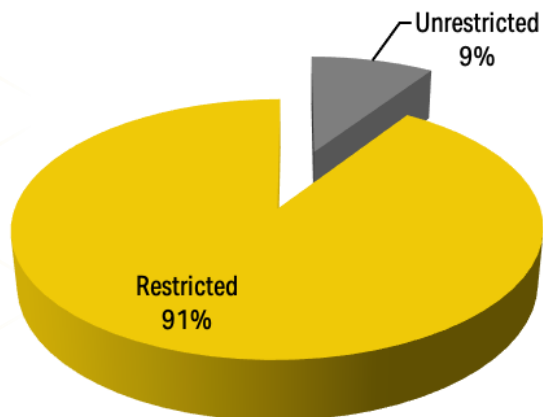
Years Ended June 30, 2020 and 2019

	2020		Totals	
	Without Donor Restrictions	With Donor Restrictions	2020	2019
Revenues, Gains & Other Support				
Contributions	\$336,361	\$2,110,891	\$2,447,252	2,867,140
Legacies and Bequests	-	10,131	10,131	223,754
In-Kind Contributions	-	346,404	346,404	572,716
Investment Income	96,446	2,064,149	2,160,595	3,925,946
Mineral Rights Royalties	3,524	-	3,524	7,595
Other Income	1,779	961,653	963,432	934,050
Change in Value of Beneficial Interest in Perpetual Trusts	-	(239,839)	(239,839)	(67,655)
Net Assets Released from Donor Restrictions: Satisfaction of Purpose Restrictions	5,409,513	(5,409,513)	-	-
Total revenues, gains and other support	5,847,623	(156,124)	5,691,499	8,463,546
Expenses				
Program Services:				
Scholarships	1,117,245	-	1,117,245	1,094,598
Allocations	5,212,855	-	5,212,855	3,590,520
Total Program Services	6,330,100	-	6,330,100	4,685,118
Support Services:				
General and Administrative	427,268	-	427,268	1,522,720
Fundraising	210,348	-	210,348	205,308
Total Support Services	637,616	-	637,616	1,728,028
Total Expenses	6,967,716	-	6,967,716	6,413,146
Other Expenses				
Unrealized Losses on Mineral Rights	(21,160)	-	(21,160)	(21,996)
CHANGES IN NET ASSETS	(1,141,253)	(156,124)	(1,297,377)	2,028,404
Net Assets - Beginning of Year	7,176,606	46,902,557	54,079,163	52,050,759
NET ASSETS - END OF YEAR	\$6,035,353	\$46,746,433	\$52,781,786	\$54,079,163

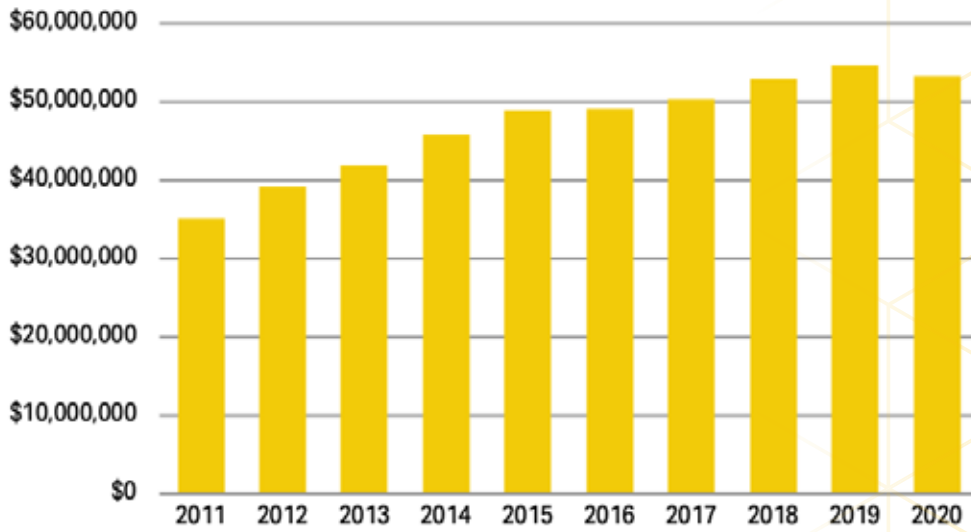
Who Gave to the MWSU Foundation?



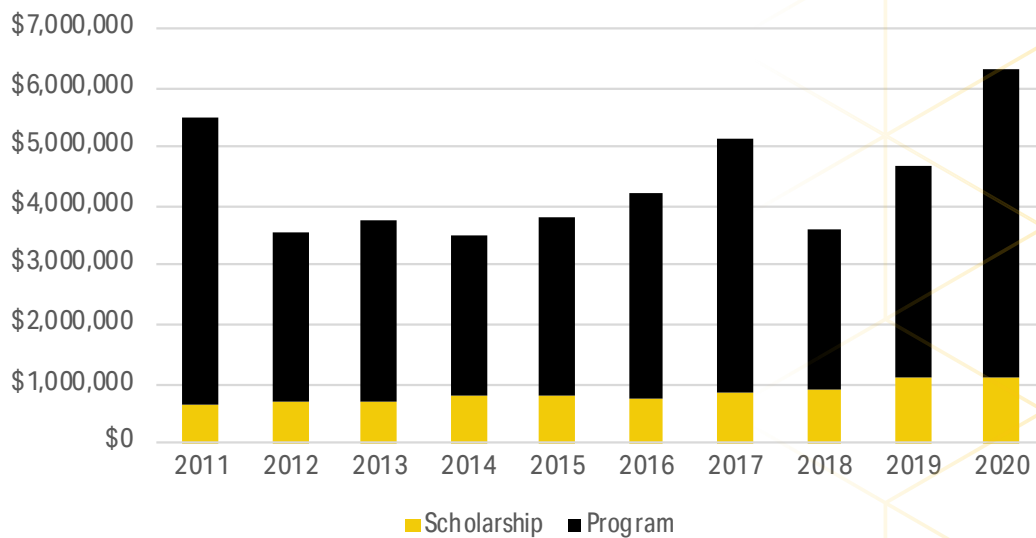
Purpose of Gifts Received



Growth of Assets



Program Support and Scholarships





**We gratefully acknowledge the support given by
MWSU alumni, friends, faculty, staff and students.**

The MWSU Foundation's statistics represent its financial standing
as of June 30, 2020, the end of the most current fiscal year.

A list of Giving Society members and our Honor Roll of Donors who made gifts between
July 1, 2019, and June 30, 2020, are available on the Foundation website [here](#).

